



3/14/23

On Monday, March 14, HPM Leadership and Fanning Howey presented a summary of the Facility Master Plan Phase II survey and focus group results.

Presentation Summary:

- 1,950 total responses were collected.
- The survey remained open longer than planned with dedicated outreach for students and the Spanish speaking community.
- More than 20% of the overall response identified as being current students.
- More than 30% of the overall response identified as being affiliated with Clay HS. (Clay HS enrollment represents 14% of SBCSCHigh school enrollment.)
- **When comparing the raw results, there was more support for Scenario A (four high schools) than Scenario B (three high schools), but when normalized to distribution proportional to student enrollment, support for Scenario A and Scenario B are closer together than the raw results indicate.**
- Scenario C (two high schools) was not supported by the community.

Next Steps:

- A recommendation will be presented to the Board of School Trustees on Monday, March 20. The full results report will also be posted.
- The Board will be asked to accept the Master Plan as a guiding document on Monday, April 17.



Long-Range Facilities Master Plan

Phase II Survey Results Summary

March 13, 2023



Community Feedback: Ground Rules

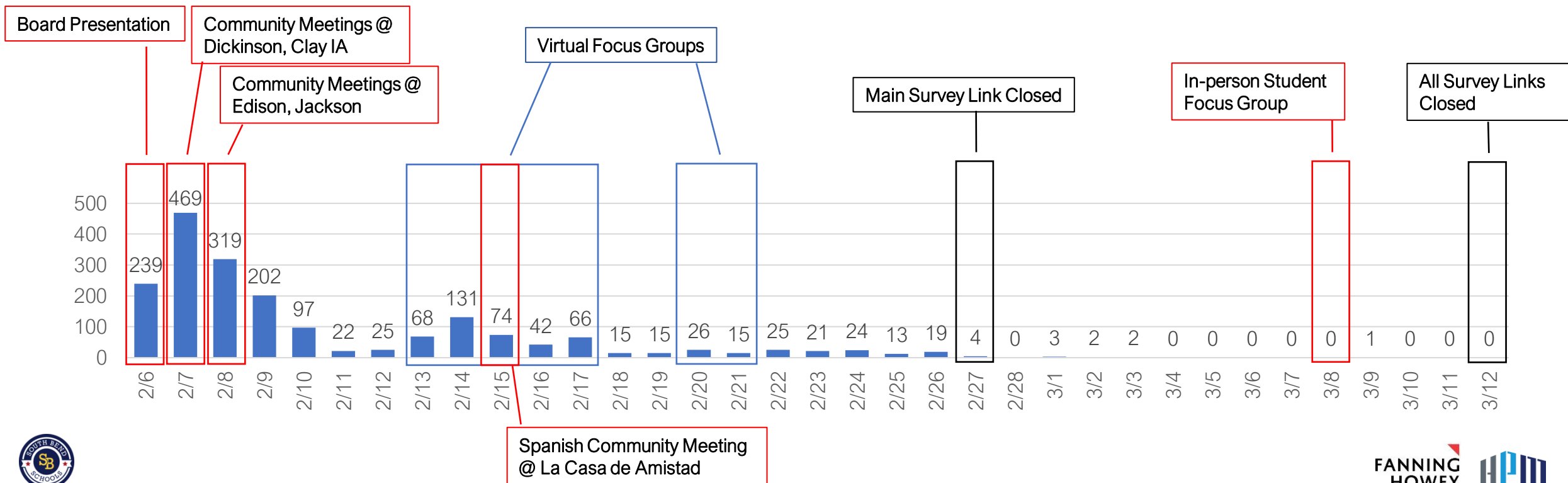
- We were clear that the survey was intended to solicit feedback and generate conversation in the community.
- The intent is to use the feedback from the community develop a recommendation. It is very unlikely that the recommendation will be any one of the scenarios as originally presented, but more likely a combination based on feedback.
- This is a self-selected survey
- Surveys of this type tend to have a higher completion rate from groups that are impacted by the scenarios and tend to be more negative for that reason.
 - Groups that are not impacted tend to complete the surveys less.





Community Feedback: Responses and Timeline

- Survey was launched on February 6th after the Board Presentation, we kept it open an extra week for the general public and closed on 2/26.
- Specific links to the survey for students and Spanish speakers remained open until 3/12.
- A total of 1,950 responses were collected, this is a higher number than surveys collected in phase I of the process. 178 surveys were collected during the extended period after 2/19.





Community Feedback: What was the Turnout?








- Total of 1,950 responses collected
- Community Meetings we held on March 7th and 8th
 - Dickinson MS (30 attendees)
 - Clay IA (110 attendees)
 - Jackson MS (70 participants)
 - Edison MS (80 participants)
- Virtual Focus Groups were held during the week of February 13 and overflow meetings were held on February 20-21st (Approximately 120 participants)
- A Spanish Language Community meeting was held on February 15th at La Casa de Amistad (0 participants)
- A High School Student Focus Group was held on March 8th at the Administrative Building (20 students)




















Community Feedback: Demographics


How do you best identify?

Answer Choices	Responses
Teacher/Staff Member	16.57%  320
Student	23.56%  455
Parent/Guardian	39.20%  757
Homeschool Parent	0.16%  3
Community Member	14.81%  286
Charter/Parochial School Parent	0.52%  10
Other (please specify)	5.18%  100





Which Elementary school are you most affiliated with?

Answer Choices	Responses
Coquillard Elementary School	2.66%  44
Darden Elementary School	15.52%  257
Harrison Elementary School	3.26%  54
Kennedy Elementary School	14.01%  232
Lincoln Elementary School	3.38%  56
Madison Elementary School	3.68%  61
Marquette Elementary School	6.52%  108
Marshall Elementary School	11.17%  185
McKinley Elementary School	5.07%  84
Monroe Elementary School	5.68%  94
Muessel Elementary School	2.66%  44
Nuner Elementary School	4.71%  78
Swanson Elementary School	17.45%  289
Warren Elementary School	2.23%  37
Wilson Elementary School	1.99%  33



Which middle school are you most affiliated with?

Answer Choices	Responses
Clay Intermediate School	27.27%  450
Dickenson Middle School	5.70%  94
Edison Middle School	7.03%  116
Jackson Middle School	15.70%  259
Jefferson Middle School	16.36%  270
LaSalle Middle School	22.79%  376
Navarre Middle School	5.15%  85

Which High school are you most affiliated with?

Answer Choices	Responses
Washington High school	6.80%  120
Riley High school	32.33%  571
Clay High school	36.81%  650
Adams High school	24.07%  425

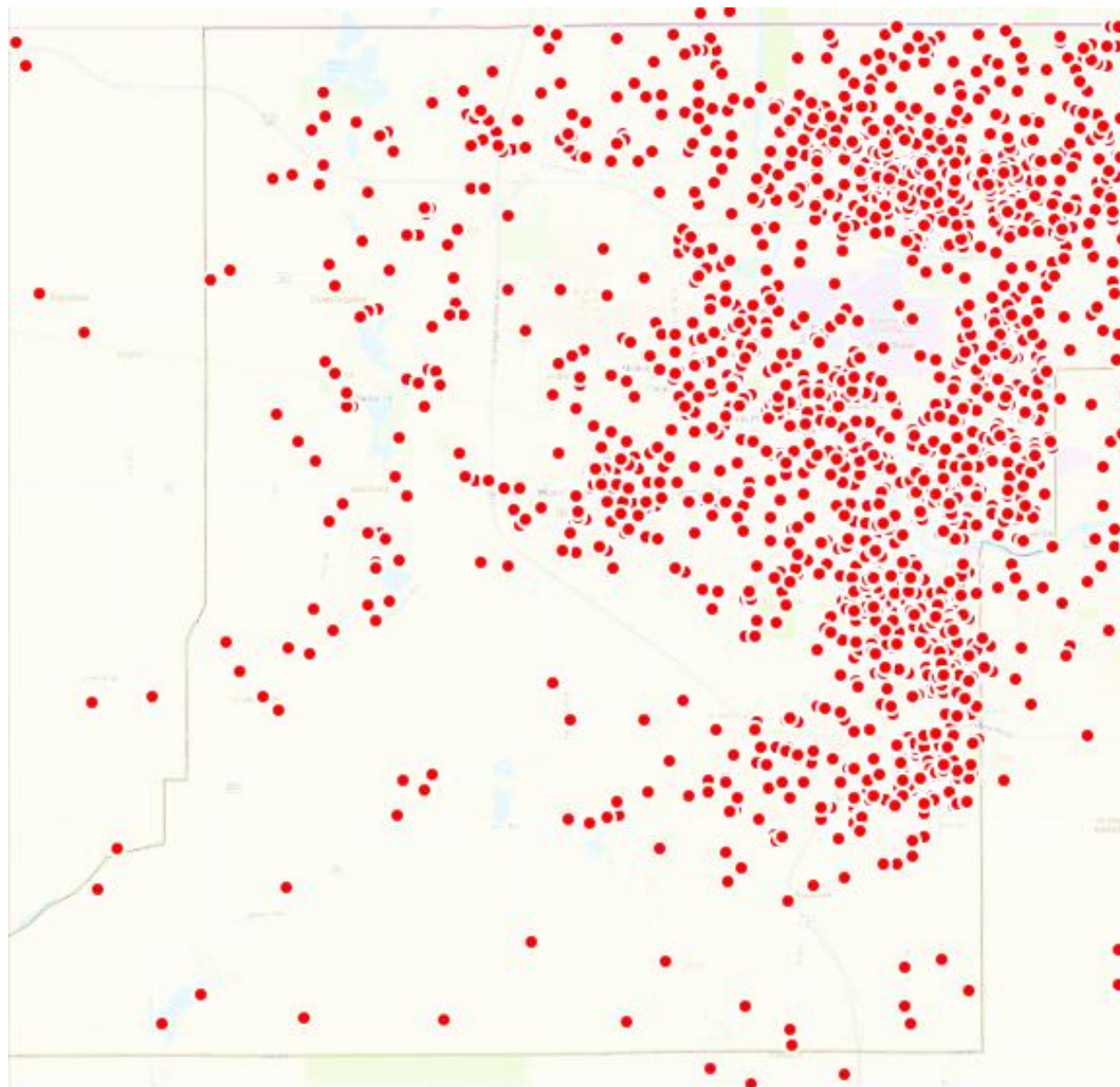
Which race or ethnicity best describes you?

Answer Choices	Responses
Asian or Asian American	0.67%  13
American Indian or Alaska Native	0.47%  9
Black or African American	13.08%  252
Hispanic or Latino	7.27%  140
White	62.98%  1213
I prefer not to answer	15.52%  299





Community Feedback: Demographics





Community Feedback: Big Picture

- Participants affiliated with Marquette, Kennedy, Swanson, and Marshall represented 48% of all respondents that identified a school affiliation (733/1,540).
- Participants affiliated with Clay HS represented 36% of all responses, Clay HS represents 14% of the districtwide high school enrollment.
- There is a lot of concern over preserving and expanding successful choice programs.
- In general, there is acknowledgement that major changes need to happen and there is support for reducing the number of high schools.
- Participants affiliated with Clay prefer Scenario A (Four High Schools) and dislike all others.
- Participants not affiliated with Clay are more mixed on Scenario A and more supportive of Scenario B
- The Dickinson -> Riley Feeder in Scenario B was not popular.
- Scenario C (Two High Schools) was “rejected” based on community feedback.





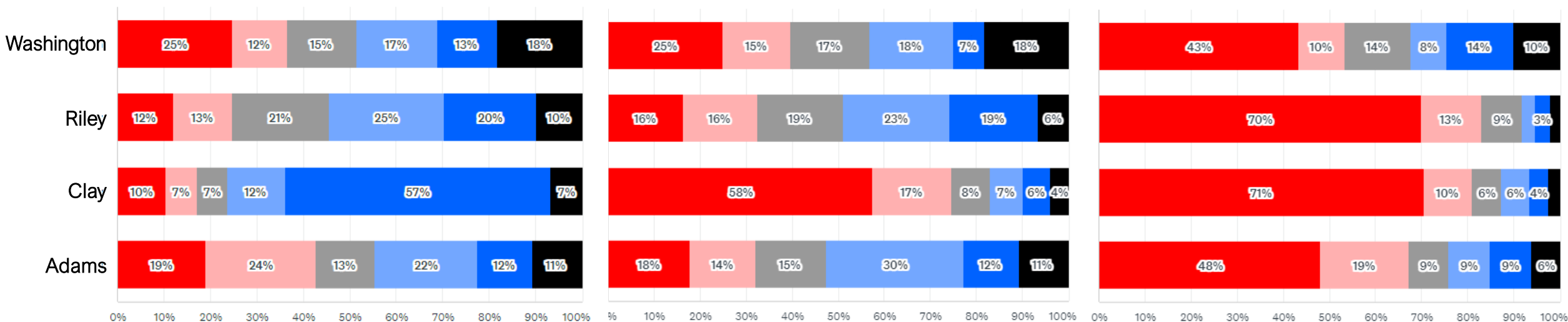
Community Feedback: Equalized for each High School

These charts show the raw responses split out by high school of affiliation.

Scenario A:
Four High Schools

Scenario B:
Three High Schools

Scenario C:
Two High Schools

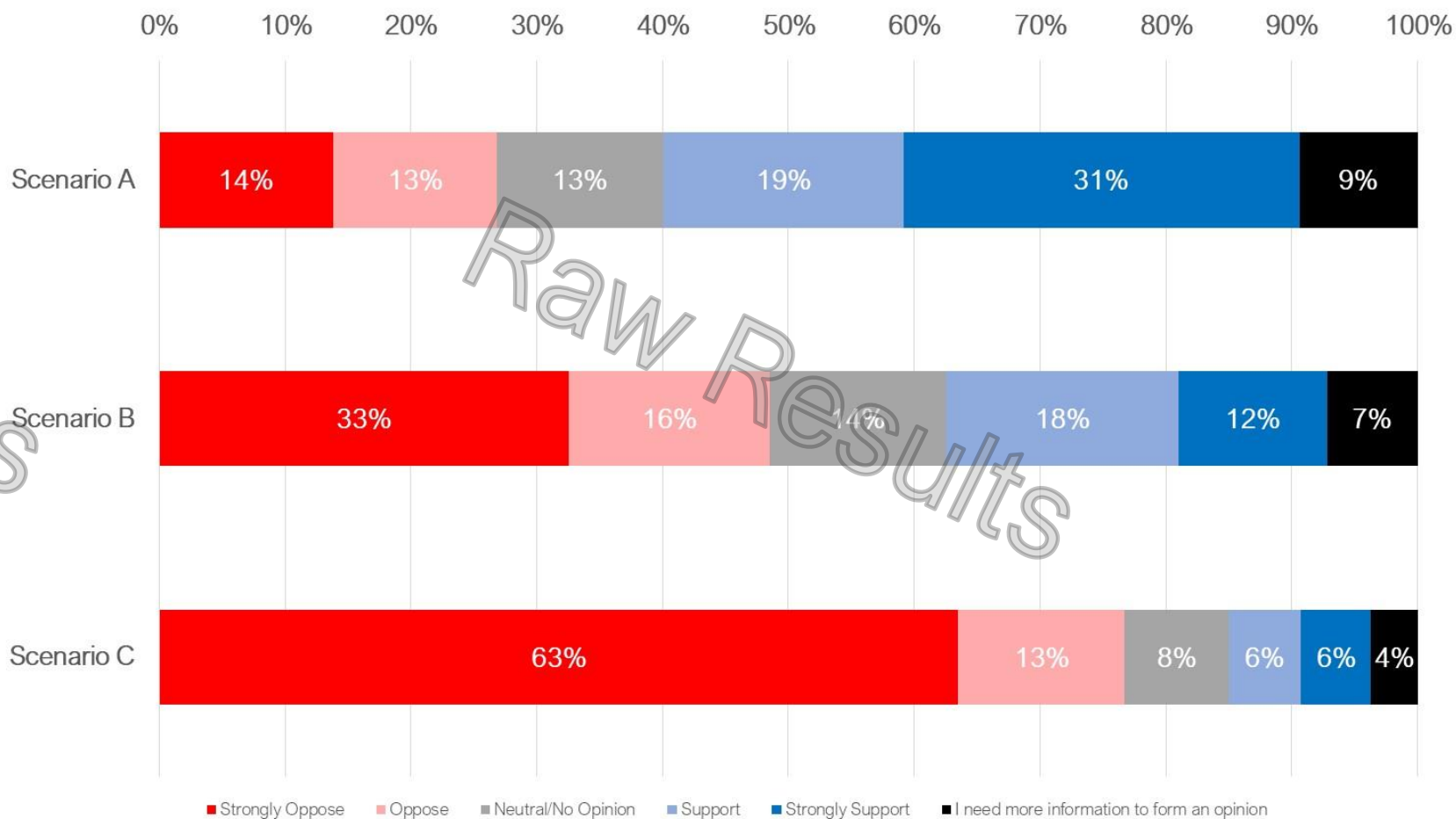




Community Feedback: Raw Results

This chart shows the raw results for level of support for each of the scenarios. This shows the disproportionate representation of participants that identified as being most affiliated with Clay HS (36% of all responses).

- Scenario A: (4 High Schools) 27% Opposed
50% Support
- Scenario B (3 High Schools): 49% Opposed,
30% Support
- Scenario C (2 High Schools): 76% Opposed
12% Support

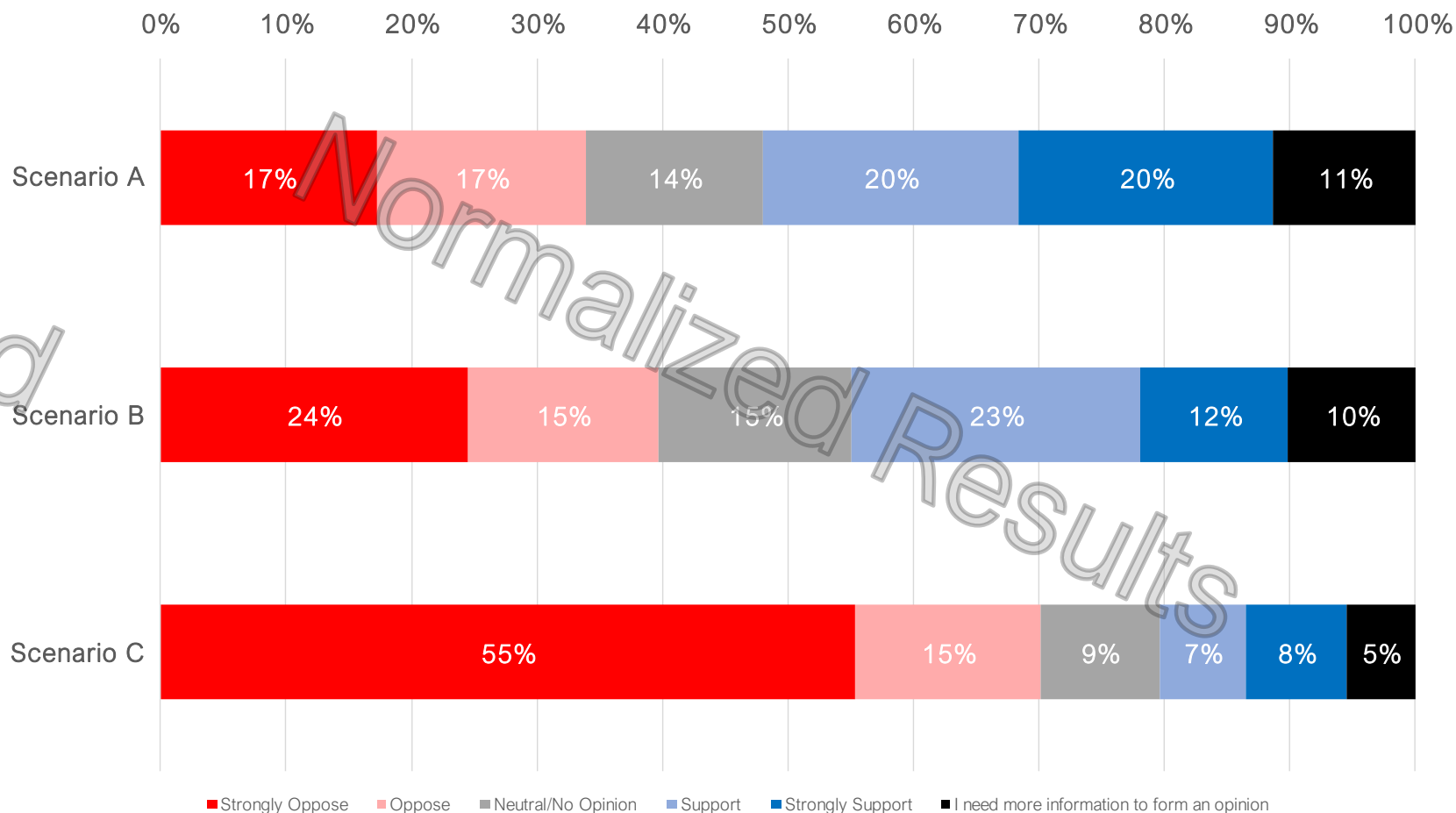




Community Feedback: Normalized for High School Enrollment

This chart shows the raw results for level of support for each of the scenarios. This normalizes the data to reflect the current proportions of student enrollment (44% Adams, 14% Clay, 23% Riley 19% Washington).

- Scenario A: (4 High Schools) 34% Opposed
40% Support
- Scenario B (3 High Schools): 39% Opposed,
35% Support
- Scenario C (2 High Schools): 70% Opposed
15% Support

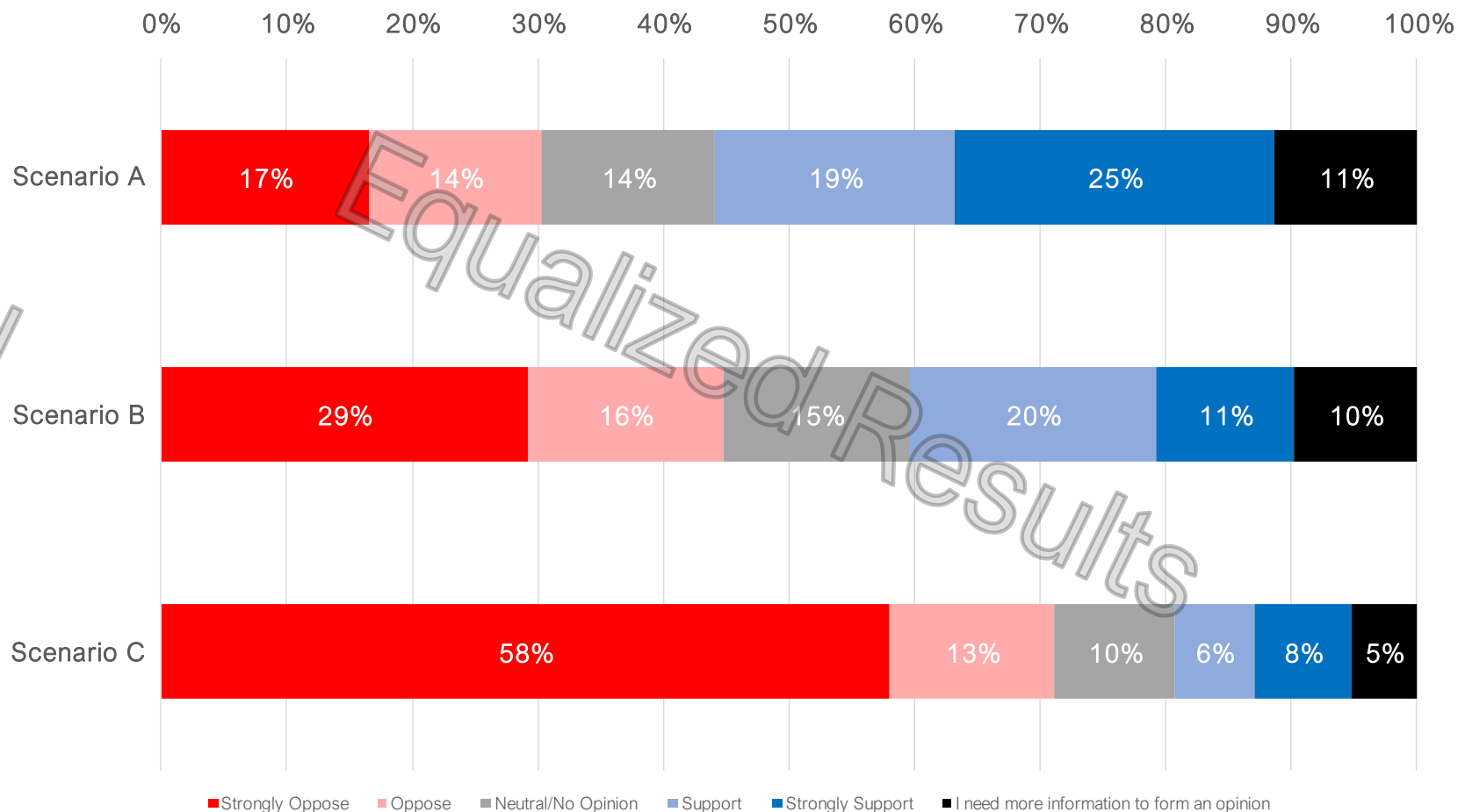




Community Feedback: Equalized for each High School

This chart shows the raw results for level of support for each of the scenarios. This equalizes the data to give each high school equal representation (25% Adams, 25% Clay, 25% Riley 25% Washington).

- Scenario A: (4 High Schools) 31% Opposed
44% Support
- Scenario B (3 High Schools): 45% Opposed,
31% Support
- Scenario C (2 High Schools): 71% Opposed
14% Support





Community Feedback: Prevalent Comments

- **Darden:** The Darden community feels they do a great job maintaining their enrollment despite their proximity to two successful magnet programs (Swanson Traditional, and Clay IA). They do not like the idea of Darden becoming a middle school.
- **Kennedy:** Concerns around Kennedy not making a good early childhood center due to its open concept and two-story layout. Would also like to see access to the planetarium maintained. Mixed feelings on whether or not Kennedy would fit into LaSalle.
- **Swanson:** Concerns around Swanson being too small to convert to a K-8 with its current number of sections. Would rather stay K-5 than have to be more selective as a K-8.
- **Marshall:** There is support for Marshall to grow to K-8.
- **Marquette:** Would like to see it maintained as a districtwide option and not a regional choice. Would like to ensure that the program integrity is maintained if it is to grow to a K-8 and that the multi-grade progression also stays.





Next Steps

- March 20th @ Clay HS – Master Plan Recommendations to School Board
 - Complete Survey Results Report will be available
 - Recommendation Feedback Survey Opens (Will included a video of the presentation and an open-ended question for feedback)
- April 17th Board Action on acceptance of the plan as a guiding document

